


FIA 03-710SW

E-band 1ft (30 cm) antenna



General Specifications

Diameter	0.3 m
Standard Colour	RAL 7035
Shroud	Low Profile - Deep dish type
Antenna Input	Integrated, according to Customer's specifications
Polarization	Single

Mechanical Characteristics

Pole	50 - 115 mm
Elevation-fine adjustment	+/- 15 deg
Azimuth-fine adjustment	+/- 20 deg
Side struts, included	0
Side struts, optional	0
Net weight	9 Kg
Radome	Rigid Plastic
Wind velocity Operational	45 m/s
Wind velocity Survival	70 m/s
Wind deflection	< 0.3 times the -3 dB beam width
(with a wind velocity of 45 m/s)	Specified wind deflection applies for 115 mm dia mounting pipe only

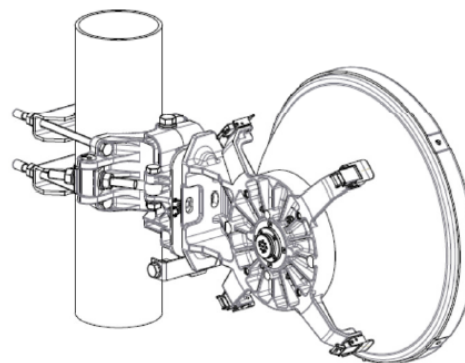
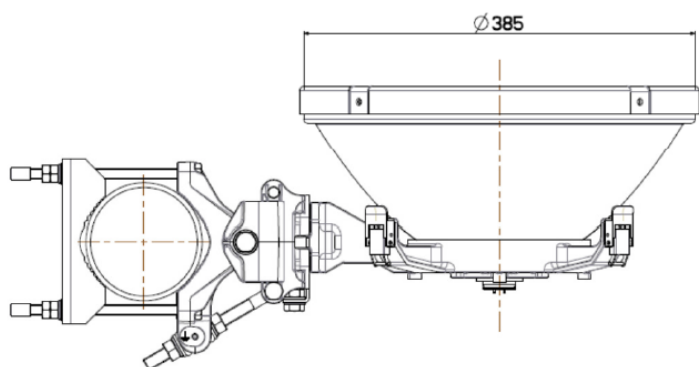
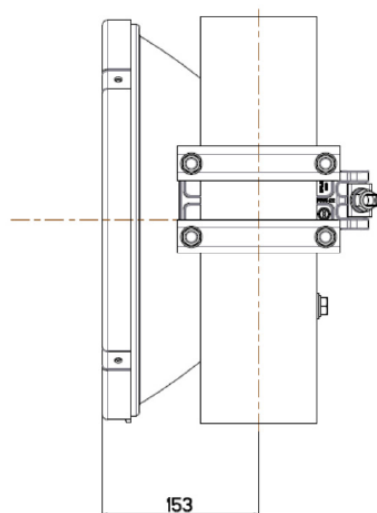
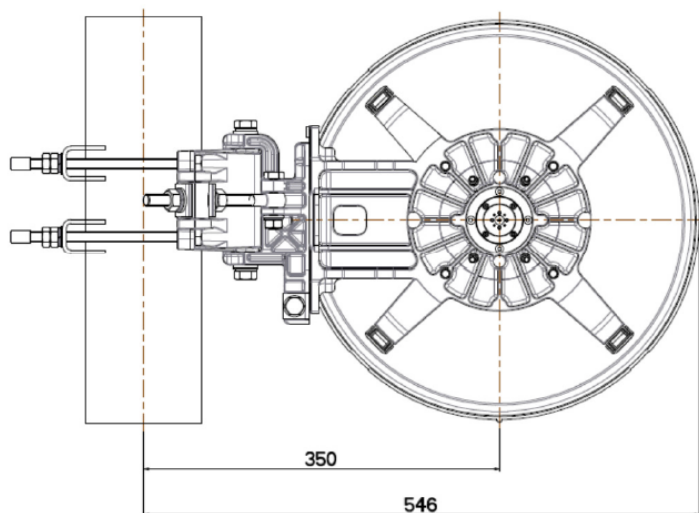
↙ Antenna Dimensions

(pole mount included)

Height 385 mm

Width 546 mm

Depth 153 mm



↘ Wind forces at wind velocity survival rating and with 25 mm (1") ice load

Axial force	472 N
Side force	234 N
Twisting Moment	167 N*m

Maximum forces exerted on a supporting structure as a result of wind (survival rating) from the most critical direction for each parameter. These values may not occur simultaneously. All forces are referred to the mounting pipe of 115 mm diameter.

↘ Electrical Characteristics

Frequency range	71-86 GHz
Gain, low band	45.0 dBi
Gain, mid band	45.5 dBi
Gain, top band	46.0 dBi
Return Loss	14 dB
VSWR	1.5:1
HPBW	1 deg
Front to back ratio	63 dB
Isolation	-
XPD	27 dB
Electrical Compliance	ETSI 302 217 Class 3 US FCC Part 101.115

↘ Shipping Information

Gross weight	11.5 Kg
Height	300 mm
Depth	600 mm
Width	400 mm

